




Sponsored by The Home Depot Foundation



SUPPORTING VETERANS IN MASSACHUSETTS



MA'S VETERANS



VETERAN
POPULATION

277,442

Veterans in Massachusetts



%
VETERANS

5.0%

of Massachusetts's adult population are
veterans of the U.S. military

SERVICE ERA*



3.8% World War II



10.0% Korea



35.2% Vietnam



15.3% Gulf War I



16.3% Iraq & Afghanistan



25.3% Between Conflicts

Source: Housing Assistance Council tabulations of the 2017-2021 American Community Survey (ACS PUMs used for certain estimates)
* Totals may exceed 100%. Some veterans served in multiple eras.



LOCATION



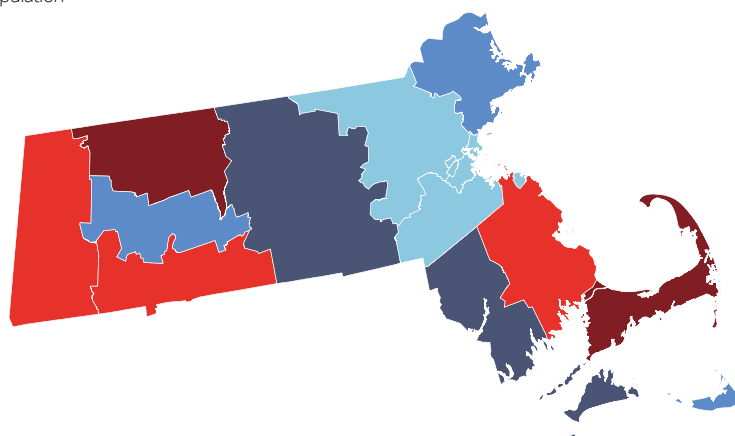

GEOGRAPHY

Veterans by County

Veterans as a percent of the adult population

Counties

Percent Veteran Population



To learn more about Veterans
in your community visit

**Veterans
Data Central**
at www.veteransdata.info

Source: Housing Assistance Council tabulations of the 2017-2021 American Community Survey (ACS PUMs used for certain estimates)



**ECONOMIC
WELL BEING**



4.0%

Unemployment rate for Massachusetts's veterans. The overall unemployment rate for Massachusetts is 5.3%. Younger persons have the highest rates of unemployment among veterans



6.1%

of Massachusetts's veterans live in poverty



\$78,700

Median household income of Massachusetts veterans. The median income of all Massachusetts households is \$87,922.



21.4%

of Massachusetts's veterans have a service connected disability rating (59,327 Veterans).

Source: Housing Assistance Council tabulations of the 2017-2021 American Community Survey (ACS PUMs used for certain estimates)



**HOUSING
&
HOMES**

**VETERAN
OCCUPIED
HOMES**

175,025



Approximately 175,025, or 6.4 percent, of Massachusetts's homes are occupied by veterans.

**HOME-
OWNERSHIP**

74.6%



Homeownership rate of Massachusetts's veterans

**HOME
VALUE**

\$350,000



The median value of Massachusetts veterans' homes is \$350,000. The state's overall median home value is \$400,000.

**HOUSING
PROBLEMS**

56,528



Approximately 56,528 Massachusetts veterans live in homes with one or more major problems of quality, crowding, or cost. Housing affordability is the greatest housing problem among veterans. Roughly 31.8 percent of Massachusetts veterans pay too much for their housing.

**VA
MORTGAGE
LOANS**

11,095



In 2021, 11,095 VA home loan guarantees were made in Massachusetts to support veteran homeowners. VA loans represented 3.3 percent of Massachusetts's home mortgage originations in 2021.

**HOME-
LESSNESS**

534



HUD estimates that approximately 534 Massachusetts veterans are homeless.

Source: Housing Assistance Council tabulations of the 2017-2021 American Community Survey (ACS PUMs used for certain estimates), 2021 Home Mortgage Disclosure Act (HMDA) Data, 2022 HUD Point in Time Homeless Estimate (PIT)

To learn more about Veterans
in your community visit

**Veterans
Data Central**
at www.veteransdata.info



Housing Assistance Council

Sponsored by

The Home Depot Foundation